

MOVEit - Quick guide for external receivers

30.06.2023

1 What is MOVEit?

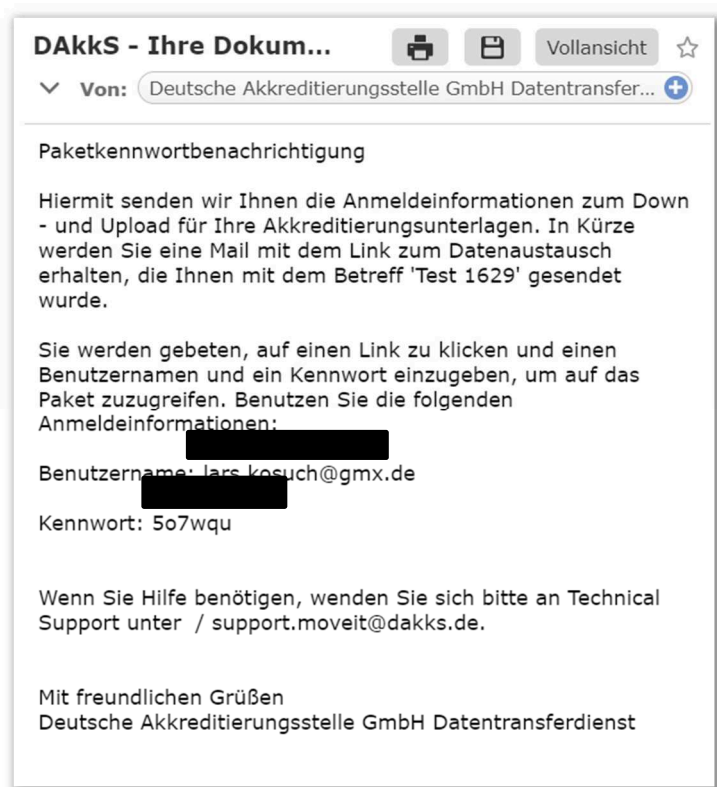
MOVEit is a data transfer software with which even larger data packages can be sent easily and securely. This document supports you in downloading the encrypted data within a few minutes.

2 Package, notification and password

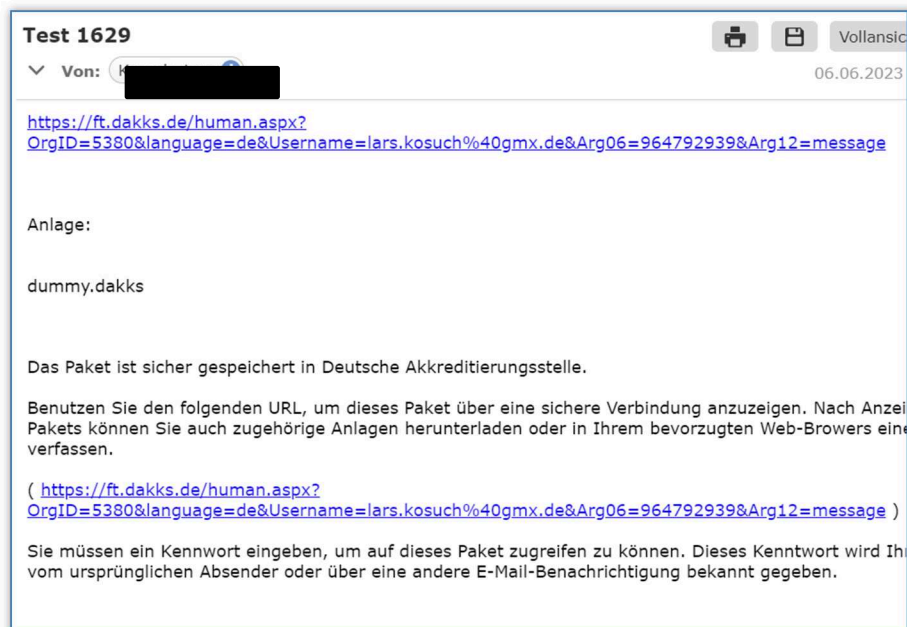
As the recipient of a secure transmission - a so-called "package" - you will receive a package notification in the inbox of your email account. Diese Benachrichtigung enthält:

- the subject line of the sent message
- a link to the web page where the message and the attached files are displayed

You will also receive a separate e-mail informing you of the password.



To view the package, please click on the **link** in the notification. You will then be shown a **login page**.



3 Registration with MOVEit

To exchange files with MOVEit, you must first log in. Please enter your user **name** and **password** on the login page. You will find this information in the e-mail you received separately beforehand.

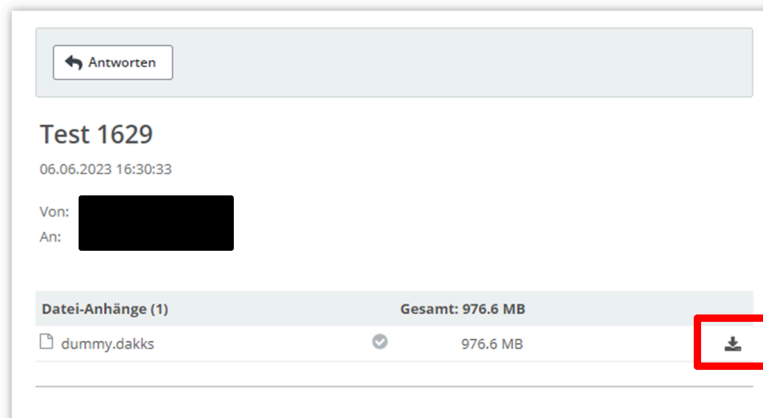


The screenshot shows a login form with the following elements:

- Benutzername**: A text input field with the placeholder 'Benutzername'.
- Kennwort**: A text input field with the placeholder 'Kennwort'.
- Sicherheitshinweis**: A section with a warning message: 'Sie sind im Begriff, auf eine gesicherte Ressource zuzugreifen. Deutsche Akkreditierungsstelle behält sich das Recht vor, diese Ressource'.
- Anmelden**: An orange button with the text 'Anmelden'.

4 Down- and upload via MOVEit

After logging in, you will see the sent package, the message and the attached files. Click the download icon to download the files.



By clicking on "Reply" you can upload files and exchange them with the DAkKS. A one-time initiation is required for this. Please contact your central contact person at DAkKS.

5 Do you have any questions?

If you have any questions, please contact the IT service department at support.moveit@dakks.de.